


Threaded Products and Hardware

Trapnut® Strut Fastener

The unique scissor action of the Trapnut® Strut Fastener closes at any desired position on the threaded rod. Once closed, precision threads trap the threaded rod for a sturdy hold that can be adjusted up or down for fine-tune positioning. While the versatile Trapnut has a locking pin that holds it in the desired position, it can also be removed and reused.



Standard method using nuts and washers.



New method using Trapnut® Strut Fastener.

Unlike a hex nut, there is no need to thread the Trapnut® from either end of the rod, saving valuable time on the job. While the Trapnut® Strut Fastener is a time-saver for new construction, it is invaluable for retro-fit applications. Rather than disassembling an existing trapeze to run additional conduit above it, the Trapnut® fastener can be clamped between the existing trapeze and the beam clamp for a speedy retro-fit solution. It's ideal for applications where the rod ends are not accessible.

The Trapnut® fastener has a sturdy steel construction that is load bearing, so you can be confident of a solid installation. And, the Trapnut® fastener functions as a hex nut, square washer and flat washer combined, so there are fewer parts to keep up with on the job.




CAT. NO. H 122 3/8
Trapnut® Strut
Fastener GoldGalv®




CAT. NO. H 122 3/8 EG
Trapnut® Strut
Fastener SilverGalv®

NEW!

ELECTRICAL
Contracting Products
2006 INNOVATION
AWARD WINNER



Easy to Install




1 Hold in the open position.

- No need to thread the Trapnut® fastener from either end of the rod — saving valuable time
- Perfect for retro-fit applications where the rod ends are not accessible



2 Insert the bottom plate on the rod and close the top plate.

- Precision threads trap the threaded rod for a sturdy hold that can be adjusted up or down for fine-tune positioning
- Functions as a hex nut, square washer and flat washer combined



3 Press the pin with pliers.

- Locking pin holds it in the desired position
- Can be removed and reused



4 Tighten to the desired position with pliers.

- Can be adjusted up or down for fine-tuned positioning
- Sturdy steel construction that is load bearing
- Sized to provide custom fit for either 1 5/8" or 1 1/2" strut systems

CAT. NO.	DESCRIPTION	DESIGN SIZE (IN.)	STD. LOAD LBS.	CTN.
H 122 1/4	1/4" GoldGalv®	1/4	150	50
H 122 3/8	3/8" GoldGalv®	3/8	590	50
H 122 1/2	1/2" GoldGalv®	1/2	1,080	50
H 122 1/4 EG	1/4" SilverGalv®	1/4	150	50
H 122 3/8 EG	3/8" SilverGalv®	3/8	590	50
H 122 1/2 EG	1/2" SilverGalv®	1/2	1,080	50
H 122 1/4 SS6	1/4" Type 316 Stainless Steel	1/4	150	50
H 122 3/8 SS6	3/8" Type 316 Stainless Steel	3/8	590	50
H 122 1/2 SS6	1/2" Type 316 Stainless Steel	1/2	1,080	50