



## OCAL-BLUE Double-Coat Conduit Bodies

- Covers are coated with a molded flange to seal the conduit body.
- The conduit body is molded with a flat surface on its opening to seal with the cover.
- The conduit body and cover are double coated with a nominal .002" (2 mil) blue urethane on both the interior and exterior, before PVC coating is applied.
- A minimum of .040" (40 mil) PVC coating is bonded to the exterior.
- OCAL pressure-sealing sleeves on all threaded hubs.
- Shipped and priced with cover and encapsulated stainless steel screws.
- Covers available separately, designate "covers only" and specify correct form or mark.











**B**

Ocal®

### Conduit Bodies

Shapes (Fittings shown uncoated)

	Metric Size Designator*	Style	½" 16	¾" 21	1" 27	1¼" 35	1½" 41	2" 53	2½" 63	3" 78	3½" 91	4" 103
	C	Form 7	<b>C17</b>	C27	C37	C47	C57	C67	C77	C87		
		Form 8	C18	C28	C38	C448	C58	C68	C78	C88		
		Mark 9*	C19	C29	C39	C49	C59	C69	C789	C889	C1089	C989
	L	Form 7	L17	L27	L37	L47	L57	L67				
		Double faced - may be used as LL or LR - has 2 openings.										
	LB	Form 7	LB17	LB27	LB37	LB47	LB57	LB67	LB777	LB87	LB97	LB107
		Form 8	LB18	LB28	LB38	LB448	LB58	LB68	LB78	LB888	LB98	LB108
		Mark 9*	LB19	LB29	LB39	LB49	LB59	LB69	LB789	LB889	LB989	LB1089
	LL	Form 7	LL17	LL27	LL37	LL47	LL57	LL67	LL777	LL87	LL97	LL107
		Form 8	LL18	LL28	LL38	LL448	LL58	LL68	LL78	LL888	-	-
		Mark 9*	LL19	LL29	LL39	LL49	LL59	LL69	LL789	LL889	LL989	LL1089
	LR	Form 7	LR17	LR27	LR37	LR47	LR57	LR67	LR777	LR87	LR97	LR107
		Form 8	LR18	LR28	LR38	LR448	LR58	LR68	LR78	LR888	-	-
		Mark 9*	LR19	LR29	LR39	LR49	LR59	LR69	LR789	LR889	LR989	LR1089
	T	Form 7	T17	T27	T37	T47	T57	T67	T77	T87	T97	T107
		Form 8	T18	T28	T38	T448	T58	T68	T78	T88	-	-
		Mark 9*	T19	T29	T39	T49	T59	T69	T789	T889	T989	T1089
	TB	Form 7	TB17	TB27	TB37	TB47	TB57	TB67				
		Form 8	TB18	TB28	TB38	TB448	TB58	TB68				
		Mark 9*	TB19	TB29	TB39	TB49	-	-				
	X	Form 7	X17	X27	X37	X47	X57	X67				
		Form 8	X18	X28	X38	X448	X58	X68				
		Mark 9*	X19	X29	X39	-	-	-				

NOTE – Inches indicated in bold face type \* Metric size designator (ANSI C80.1-1994).  
Metric measure is directly below bold face type and are also in bold.

Cat. No.	Color	Manufacturer
<b>LB17</b>	<b>G</b>	<b>-1</b>
	G = Gray R = Red W = White B = Blue * Custom Colors Available	-1 = T&B Blank = Other Manufacturer